

Circle T Trail Riders Newsletter

November/December 2009

January 2010



Inside this issue:	Page
Ride schedule	1
Previous Rides - Stories/Pictures	1-4
2010 Membership form	5
Check our web site to view the newsletter in color. www.CircleTTrailRiders.com	

Anyone interested in leading a ride 1 or 2 days, please contact Tracy 717-222-1139.

Merry Christmas!
Happy New Year!

September 26, 2009 Blue Marsh

The ride at Blue Marsh turned out to be quite interesting to say the least. We had a pretty good turnout for our guest of honor, Pat Wilson. The day

started out rather typically with everyone looking forward to a

great ride. The weather was overcast and a little cool but overall not too bad. John Weaver led us out over the bridge on Church Rd. and on to the trail. Not too far along into the ride a few riders elected to go off on a different route as they wanted to move out a little faster than the rest of the group so we bid them adieu and continued on our way. About halfway it became apparent that Tracy and some others were not with us and here is where things took a turn. John went back to find the strays while the rest continued towards our destination. Somehow this group also got split into two groups with one taking a detour through a cornfield while the other took the scenic route around the peninsula. John and his group rescued the crew on the peninsula and everyone eventually made it back to the parking lot. All in all it turned out to be a pretty good ride for most everyone. Thanks John for leading (at least part of the way) another great ride. Also thanks to Tracy for organizing and getting the meal together for Saturday night and to Werner for being the chef and doing a great job of cooking the chicken.

Submitted by Karen Benn

RSVP TO THE RIDE HOST PRIOR TO THE RIDE FOR ANY LAST MINUTE CHANGES AND/OR CANCELLATIONS.

New Year's Day Ride
January 1, 2010
11:00 a.m.
RSVP by 12/29/2009

Don Newcomer
717-664 3980
or
dnewc@dejazzd.com
(email preferred)

They say what you do on New Year's Day you will do for the rest of the year. With that in mind, the ride will be on the Horse Shoe Trail starting at Dresher road and finishing at the Lazy Acres Ranch. About 2-1/2 to 3 hours ride time.

I have three separate pastures so we should be able to put the horses out while the drivers head back to pick up the tow vehicles (I will provide the transport vehicle.) After we get back stick around, socialize and enjoy a hearty meal.

DIRECTIONS:

From the intersection of route 322 and route 117 take 117 south for 0.3 mile. Bear right on BELL road for 1 mile to stop sign. Turn left onto LAWN road for 0.1 mile. Turn left on Drescher road for 0.6 mile. Parking on the left.

February 21, 2010
11:00 a.m.
President's Ride

Tracy Hower
717-222-1139
or

TracyGHower@Comcast.net

Location: Blue Marsh Lake, Church Road parking lot.
More details to follow.



September 27, 2009 Hamburg

Another rainy day among many this season. The weatherman promised that the rain would end by 10:00 a. m. so, being ever the optimists and taking the weatherman at his word, we pushed the ride time back to 11:00 and decided to risk it. When we arrived at the parking area it was still raining but everyone saddled up anyway. Kevin & Deb were already waiting at the trail head. Off we went, sure that the rain would end at any minute. And end it did - two hours later! It was a warm day though and everyone came prepared with their rain gear. Even with the rain it was a very enjoyable ride and when we got back to the parking lot Deb's mother was there with barbecue and lots of other good things to eat. Everyone had also brought a covered dish to share. The food was a delicious & welcome treat. Thanks Deb & Kevin for braving the weather and hosting another wonderful ride.

Submitted by Karen Benn

**October 2—4, 2009 League of Maryland Horsemen**

This was an awesome weekend! The weather was beautiful, the scenery magnificent, and the riding just incredible. This was the first time I was away overnight with my horse, and thoroughly enjoyed it. Evelyn did a fantastic job of organizing the event, and all the folks who led rides and hosted us for the weekend went out of their way to make sure everyone had a safe and fun time. I managed to take a few pictures, and even got one of a doe that was bedded down next to an old barn. We passed within 20 feet of her... At first she just looked at us and was still, but I guess the long line of horses became too much for her. She did bolt up and run which did spook a few of the horses, but everyone managed to keep it together as we watched her bound off.

This was a wonderful ride and I'm looking forward to doing it again. Thanks Evelyn!

Submitted by Jamie MacCallum



October 23 – 25, 2009 Loyalsock State Forrest Trail Ride

Being new to the Circle T Trail Riders Group, this was my second outing. Arriving at the State Park around 11am, we set up camp and unloaded our horses. Once everyone arrived, we saddled up and took a short 2hr ride to check out the trails.

The trails were quite wet, but we still had a fun ride. Once we all got back to camp and the horses settled, with rain heading our way, some of the group went to The Forksville Inn for dinner while the rest cooked at camp. It poured colts and fillies all through the night!

Saturday morning, we awoke to find our horses tails tucked, wet, and safe. It continued to rain until lunch! Boy, were we glad we brought our rain gear for us and the horses. After lunch the sun came out so bright, we all saddled up and hit the trails again. We crossed some streams, including what seemed to be a river because of all the rain. The water was so high; we had to lift our feet. All the horses crossed without any hesitation. The water that day just raced down the mountain; there were "whitecaps" in the streams. There were quite a few waterfalls too! While riding the trail we crossed trails with Elaine, Ernie, and their horse Whitney with their carriage. Over the river and through the woods, somewhere we made a wrong turn and got "lost"! We did manage to find our way back to camp right as the sun was setting. Unfortunately we did miss the Halloween Hay Ride, so instead we all gathered at The Forksville Inn for an enjoyable meal. After dinner everyone was stuffed and sat around the campfire and reminisced.



The next morning we woke up and the goal of the day was to ride to the overlook at the top of the mountain. Along our travels to the top, we crossed paths with a porcupine. I have never

seen a porcupine in real life, so this was very exciting. He waddled up the hill as he tried to get far away from us. We never did make it to the top, but still had a fantastic ride. After the ride we loaded the horses in the trailers, said our farewells and headed home with the memories of such a great weekend and looking forward to the next ride!

Thank you to Tracey, John, Linda, Kim, Dave, Bliss, El, Joyce, Jose, Karen, Elaine, and Ernie for making my second outing so wonderful!!

Have Safe and Happy Trails!

Submitted By: Barb Conover



November 7 - 8, 2009 Michaux Ride

What a mixed bag this weekend turned out to be! Some of us arrived Friday and wow was it cold. We enjoyed Steve's campfire and bundled up well to sleep that night. Saturday, clear but brisk and Leda took us out for a tour. We had about 25 riders; a nice congenial group. No bees - that sure was a treat. Guess they all froze (can you tell I like warm weather?). Saturday night, some folks went to the Shrimp Feast at the Buchanan Fire Hall, some came with me to Hauser Winery (unbelievable beautiful views from there), some stayed in and enjoyed Steve's campfire and "entertainment". (One very cute little dog, whose name I won't mention, stayed home and played with the water controls in his family's rig, running them dry.) Sunday the weather changed and we were riding in short sleeves! Oh what a nice break. We split into two groups - a faster ride led by guest Eric Shaeffer, and for that one we hauled to the other side of Michaux across Route 30. Those trails were just magnificent, and we all couldn't thank Eric enough. I can't speak to the other group's experience - last I saw them they were setting off with Steve and Wayne leading the way - maybe they are still out there? ~;-) Another great Circle T Weekend.

Happy trails, Eleanor


It was a great weekend! Our ride Sunday was what I like, nice trail riding, going up into the mountain on single trails, meeting up with 2 South Mountain Riders and also Tim and his group and socializing. We all had a great time that day, even if we turned the wrong way and never got to the dam. I can't say enough how great the weather and riding was and I hope to go back again next year. A special thank you to Eleanor for hosting this ride, Ledda for leading the ride Saturday and Steve and Wayne for Sunday's ride and for anyone I might have missed, THANK YOU!

Tracy



November 15, 2009 Weiser State Forest

Five CTTR members and one guest braved the fierce sunshine and mild temperatures to ride the trails in the Weiser State Forest, Haldeman area. I think I can safely say a good time was had by all. Our guest had such a good time that he plans to join the club. See ya on the trail!
Don Newcomer



Sent in by Eleanor Vallone: I want to share with my fellow horse-keepers a bandaging trick I learned recently. A young gelding I have suffered two serious flesh wounds— 4" x 5" and down to the bone - one over his knee and one above the knee on the opposite leg. The stitches failed, and so the challenge was keeping the large open areas clean but not bandaged, as bandaging wasn't what the vet wanted for these spots.

I took some gorilla tape (duct tape "on steroids" - find it at Home Depot or wherever) and wrapped a couple of courses of that above both injury areas (step 1), not tight (careful not to restrict motion or circulation). It sticks and won't slide so feel free to use it at odd spots anywhere that needs this type of apron bandaging. It has to be gorilla tape, the others don't seem to work. I then cut sheeting and attached it along half the width of a length of tape (step 2). Now I had an apron that I attached to the initial courses already on the leg (step 3).

Cotton bed sheet pieces seems to work best, as that dries quickly if it gets wet and it doesn't stick to the wound. It is also light and doesn't pull on the tape.

When you remove "step 3" to install a clean apron, make sure to clean off the tape you used for "step 1" with alcohol on a terry, rubbing well, so the new apron sticks.

Don't remove the "step 1" course of tape. Its too hard on the horse's skin and hair to have it pulled off repeatedly (that hurts!). Just leave it in place until it fails. So far my "step 1" course is on for two weeks without incident.

Now all I have to do is lift the apron to tend the wound, and no dirt or bedding have contaminated the area. I wish I learned this years ago! I am sharing it with you, but hope you don't need it anytime soon!

WANTED - Gooseneck horse trailer with lots of clearance over the bed, for a later model 4 X 4 to haul. 12' to 16' on the floor stock only. Nothing fancy - just an "easy haul to the park" type trailer... Steel is fine, and if it needs painting and the price is right, that's fine too.
Call Eleanor Vallone at 610-990-6518.

Circle T Trail Riders, Inc. 2010 Membership Dues

Dues must be received no later than **February 15, 2010.**
Make checks payable to **Circle T Trail Riders.**

Membership Type: Amount

☐ Individual \$25.00

☐ Family * \$35.00

Senior (Age 62+)

☐ Individual Senior \$10.00

☐ Senior Couple ** \$15.00

Total Amount Enclosed: \$ _____

Mail this form along with your check to:

Tracy Hower
242 S. Fort Zellers Road.
Newmanstown, PA 17073

* Family - Members living at the same permanent address.

** Senior Couple - Both members at same address AND both age 62 or older.

If one member is less than 62 and at the same address as a senior, Family rate applies.

Member Name	Address	Phone Number(s) Home and Cell phone	E-Mail Address

"Circle T is considering adding a new annual event. We would like to get the members input of what they might enjoy most. This would not necessarily have to be in conjunction with a ride. Some ideas would include:

- ☐ a Holiday Party to be held sometime during January/February.
- ☐ a Spring Fling which would be held sometime during March/April/May.
- ☐ a Summer Picnic to be held sometime during June/July/August.

This could be a gathering at a local facility for a meal and socializing, or during nicer weather could be a daytime event to include food and games on horseback.

Please indicate which type of event you would most like to see added. We would also like to hear some more suggestions. Please let us know!

Would you be interested in hosting or help to organize a ride? ☐ Yes ☐ No

Do you have a favorite ride? ☐ Yes ☐ No Which one?

Suggestions/Comments:

Circle T Trail Riders, Inc.
242 South Fort Zellers Road
Newmanstown, PA 17073



'Twas the day before Christmas and all through the fog
Not a critter was stirring, not even the dog.
The hay bales were stacked by the run-in with care
Thinking that St. Apples soon would be there.
With Lil in the pasture and Gayle out there, too
Believing that St Apples was true, oh so true.
So they wished for good things and made ready their beds,
And pawed up grass pillows, just right for their heads.
They put out some cookies and carrot sticks, too.
Knowing those reindeer'd be looking for food.
They'd been horsing 'round in their coats and no shoes
The two little sisters now settled in for a snooze.
Asleep in the meadow with soft grass for their beds,
While visions of sugarplums danced in their heads.
While dreaming of these, and oh so much more,
The girls envisioned what St. Apple had in his store.
Apples and carrots, sugar cubes and green leaves
Who knows what else that jolly guy has up his sleeves?
When all of the sudden to some sounds they awoke,
Thinking that someone or other was playing a joke!
But they both looked around, and together they saw
All their dream goodies lying about on some straw.
And the sound that awoke them, guess as you might,
Was that jolly old man, now nearly gone from their sight.
But they still heard his chanting, up at that great height,
"Merry Christmas, Dear Horses, and to all a good night!"

Robert S. Reif

